

Using the Find Database Module

What is Find Database?

This module offers enable you to find and link to the resources made available by KYVL. Users can search for a specific resource, browse KYVL's entire collection of resources, link to and search a resource through the vendor's native interface or website or access a resource not currently searchable through MetaLib.

Accessing the Find Database module

You will be able to access MetaLib in the same way you have always accessed KYVL resources. Simply click on the "Find Books, Articles and More" link on the KYVL homepage.

When accessing KYVL from your school or library, you will be sent directly to KYVL resources. If you are accessing KYVL from home, you will need to log in using the KYVL username and password.

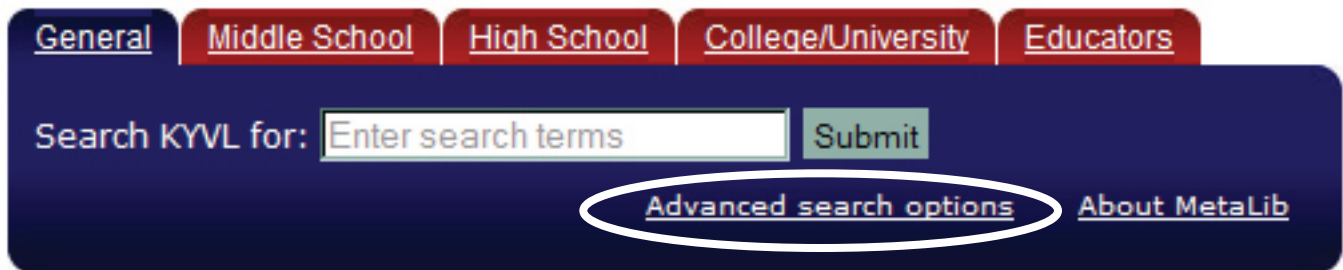
Using Find Database

1. Go to the Kentucky Virtual Library homepage (<http://www.kyvl.org>) and click on the Find Books, Articles and More link.

From your library: You will be sent directly to the KYVL Resources page

From home: You will be asked to enter a username and password. See a staff member at your home library to acquire a KYVL login.

2. From the KYVL Resources page: click the Advanced search options link in the blue search box.



General Middle School High School College/University Educators

Search KYVL for:

[Advanced search options](#) [About MetaLib](#)

3. Select Find Database from the navigation menu at the top of the MetaLib interface.

Quick Search | [Find Database](#) | [CrossSearch](#) | [My Folder](#) ←

Quick Search



Simple Advanced

Enter search term:

QuickSets

General Educators Health Care Professionals



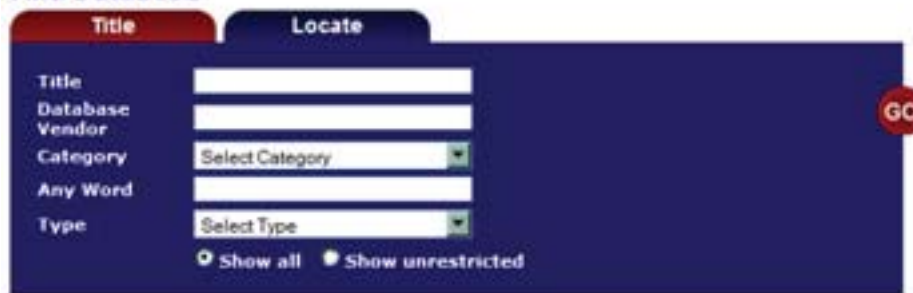
Using Find Database (Cont.)

1. Choose either the Title or Locate option by clicking on the tab provided.

2. Use the Title tab to search for a specific resource by its title. You can either enter keywords into the search box or browse KYVL's title list alphabetically using the A-Z links at the top of the box.



Find Database



3. Use the Locate tab to search for a resource or group of resources that sharing certain characteristics. You can

4. From the Find Database results list, you can:

Search a database through the vendor's native interface or website by clicking on the database title.

Database List

Search for "A to Z List - A" found 5 Databases

[Results](#) [Expanded Results](#)

Academic - Amazing


Go to [CrossSearch](#)


<Previous Next>

[Academic Search Premier\(EBSCO\)](#)

Academic Search Premier is a scholarly, full text database designed for academic institutions. The database contains indexing for 8,176 publications, with full text for nearly 4,700 of those titles. PDF backfiles to 1975 or further are available for well over one hundred journals, and searchable ...

Index  

Find out more information about the resource by clicking on the information icon. 

Search the database from within MetaLib by clicking the magnifying glass icon. 

(Resources without this icon are not currently searchable through MetaLib and you will have to click on the title to search these resources in their native interface.)

